



Statement of Financial Information

For the Year Ending December 31, 2017

3-May-18

Thompson-Nicola Regional District
Statement of Financial Information
For the Year Ending December 31, 2017

TABLE OF CONTENTS

Management Report	Page 1
Statement of Financial Information Approval	Page 2
Schedule of Debts	Page 3
Schedule of Remuneration: Elected Officials	Page 5
Schedule of Remuneration: Employees	Page 7
Statement of Severance Agreements	Page 9
Schedule of Goods and Services	Page 10
Payments Reconciliation	Page 13
Schedule of Guarantee and Indemnity Agreements	Page 14

THOMPSON-NICOLA REGIONAL DISTRICT

MANAGEMENT REPORT


The information contained in this Remuneration and Expense Report for Directors and Committee Members under Section 376 (1)(b) of the *Local Government Act* and Section 168 of the *Community Charter* has been prepared by management in accordance with Canadian public sector accounting standards or stated accounting principles, and the integrity and objectivity of this information is management's responsibility. Management is responsible for all the statements and schedules, and for ensuring that this information is consistent, where appropriate, with the information contained in the financial statements of the Thompson-Nicola Regional District.

Management is also responsible for implementing and maintaining a system of internal controls to provide reasonable assurance that reliable financial information is produced.

The Board of Directors is responsible for ensuring that management fulfils its responsibilities for financial reporting and internal control and exercises this responsibility through the Audit Committee of the Board. The Audit Committee meets with management and the external auditors two times a year minimum.

The external auditors, KPMG LLP, conduct an independent examination, in accordance with Canadian generally accepted auditing standards, and express their opinion on the annual consolidated financial statements. Their examination does not relate to the other schedules and statements required by the Act. Their examination includes a review and evaluation of the Thompson-Nicola Regional District's system of internal control and appropriate tests and procedures to provide reasonable assurance that the consolidated financial statements are presented fairly. The external auditors have full and free access to the Audit Committee of the Board and meet with it on a regular basis.


On behalf of the Thompson-Nicola Regional District


Doug Rae, CPA, CA
Director of Finance
April 30, 2018


THOMPSON-NICOLA REGIONAL DISTRICT

STATEMENT OF FINANCIAL INFORMATION APPROVAL

The undersigned, as authorized by the Financial Information Regulation, Schedule 1, subsection 9(2), approves all the statements and schedules included in this Statement of Financial Information, produced under the Financial Information Act.



Doug Rae, CPA, CA
Director of Finance
May 03, 2018



P.A.J. Ranta
Chair, Board of Directors
May 03, 2018

Prepared pursuant to the Financial Information Regulation, Schedule 1, section 9

Thompson-Nicola Regional District
Statement of Financial Information
SCHEDULE OF DEBTS
For the Year Ending December 31, 2017

Lender	Issue Number	Member	Amount	Interest Rate	Maturity Date
Regional District Debts					
M.F.A	70	TNRD	\$ 8,073	3.15%	2019
M.F.A	72	TNRD	101,675	3.15%	2020
M.F.A	95	TNRD	42,916	1.80%	2025
M.F.A	102	TNRD	12,931	4.82%	2027
M.F.A	103	TNRD	2,371	4.65%	2018
M.F.A	103	TNRD	163,258	4.65%	2028
M.F.A	104	TNRD	5,335	5.15%	2018
M.F.A	131	TNRD	241,290	2.20%	2035
M.F.A	137	TNRD	851,487	2.60%	2036
Subtotal			<u>\$ 1,429,336</u>		

Member Municipality Debts					
M.F.A	80	Kamloops	\$ 1,138,516	2.40%	2018
M.F.A	80	Lytton	122,186	2.40%	2023
M.F.A	92	Kamloops	1,364,785	1.55%	2020
M.F.A	93	Kamloops	4,888,034	5.10%	2025
M.F.A	97	Kamloops	9,847,885	1.75%	2026
M.F.A	99	Clinton	27,355	1.75%	2026
M.F.A	99	Kamloops	2,481,224	1.75%	2021
M.F.A	99	Kamloops	5,003,630	1.75%	2031
M.F.A	102	Kamloops	2,229,422	4.82%	2022
M.F.A	102	Kamloops	566,973	4.82%	2027
M.F.A	102	Kamloops	8,682,860	4.82%	2032
M.F.A	102	Merritt	996,679	4.82%	2027
M.F.A	103	Merritt	757,418	4.65%	2028
M.F.A	104	Kamloops	2,330,493	5.15%	2023
M.F.A	105	Merritt	414,342	4.90%	2029
M.F.A	106	Merritt	1,243,026	4.13%	2029
M.F.A	110	Chase	388,966	4.50%	2035
M.F.A	110	Clearwater	130,015	4.50%	2020
M.F.A	112	Kamloops	5,873,840	3.73%	2025
M.F.A	117	Chase	840,729	3.25%	2036
M.F.A	117	Kamloops	4,480,571	3.25%	2026
M.F.A	118	Merritt	1,371,935	3.40%	2032
M.F.A	121	Kamloops	6,205,200	2.90%	2027

Lender	Issue			Interest Rate	Maturity Date
	Number	Member	Amount		
M.F.A	124	Chase	898,034	3.15%	2038
M.F.A	127	Merritt	1,206,691	3.30%	2034
M.F.A	130	Kamloops	11,142,171	3.00%	2029
M.F.A	130	Merritt	895,171	3.00%	2034
M.F.A	131	Logan Lake	2,099,933	2.20%	2025
M.F.A	133	Kamloops	3,287,652	2.75%	2030
M.F.A	134	Kamloops	8,000,000	2.25%	2025
M.F.A	139	Kamloops	22,664,405	2.10%	2031
M.F.A	139	Kamloops	9,789,807	2.10%	2046

Subtotal \$ 121,369,949

\$ 122,799,285

Note 1: The Municipal Finance Authority (M.F.A.) maintains a sinking fund for all debenture debt. However, monies within the sinking fund have not been allocated to specific issues.

Note 2: Member municipality debts held with the M.F.A. through the Regional District are secured by guarantees of payment by those member municipalities. Should the municipality fail to pay, then the Regional District would be required to do so.



Director of Finance

Thompson-Nicola Regional District
Statement of Financial Information
SCHEDULE OF REMUNERATION: ELECTED OFFICIALS
For the Year Ending December 31, 2017

Elected Official	Position	Remuneration	Expenses
Berrigan, Richard	Director	\$ 15,102	\$ 4,934
Brandt, Dalyce	Alternate Director	214	-
Cavers, Donovan	Director	4,988	136
Christian, Kenneth	Director	11,420	3,672
Dudy, Dieter	Director	6,978	20
Durksen, Alice	Alternate Director	448	227
Elliott, Ronaye	Director	26,404	5,525
Estate Of Spina, Margaret	Director	482	-
Gillis, Kenneth	Director	26,414	6,161
Graham, Herb	Director	26,910	8,644
Harwood, John	Director	17,320	3,493
Hay, Dallas	Alternate Director	264	-
Hay, Ian	Alternate Director	-	195
Huber, Kenneth	Alternate Director	254	174
Jeyes, John	Director	14,936	2,182
Kershaw, William	Director	28,156	12,641
Lange-Henzler, Tina	Director	15,132	2,963
Lightfoot, Jessoa	Director	16,946	6,632
Macdonald, Camille	Director	28,481	12,927
Menard, Neil	Director	16,076	2,642
Milobar, Peter	Director	6,060	-
Murray, Randy	Director	28,236	13,691
Popig, Ines	Alternate Director	388	126
Raine, Alan	Director	13,350	773
Ranta, John	Director	34,010	13,360
Rice, Steven	Director	29,470	12,132
Rivett, James	Director	17,020	3,513
Rothenburger, Melvin	Director	24,764	5,806
Schaffer, Carol	Director	27,315	11,232
Schenstead, Charmaine	Alternate Director	908	727
Singh, Arjun	Director	12,118	146
Smith, Robin	Director	14,184	1,731
Smith, Virginia	Director	14,182	1,357
Spina, Margaret	Director	-	45

Thompson-Nicola Regional District
Statement of Financial Information
SCHEDULE OF REMUNERATION: ELECTED OFFICIALS
For the Year Ending December 31, 2017

Elected Official	Position	Remuneration	Expenses
Wallace, Patricia	Director	12,432	59
Walsh, Denis	Director	6,216	-
Watson, Sally	Director	26,890	10,064
Youd, Garry	Alternate Director	192	31
		<u>\$ 524,660</u>	<u>\$ 147,961</u>



Director of Finance

Thompson-Nicola Regional District

Statement of Financial Information

SCHEDULE OF REMUNERATION: EMPLOYEES

For the Year Ending December 31, 2017

Employee	Position	Operational Remuneration	Emergency Response Remuneration	Total Remuneration	Expenses
Black, Carolyn	Director of Legislative Services	\$ 114,504	\$ 11,888	\$ 126,392	\$ 2,296
Bolton, Arden	Manager of Utility Services	109,981	-	109,981	4,736
Bolton, Michael	Building Inspector	76,891	2,548	79,439	1,912
Bux, Hassan	Building Inspector	82,226	803	83,028	3,653
Castle, Randall	Manage of Technology Services	103,901	6,582	110,483	5,521
Devlin, John	Director of Environmental Services	125,033	-	125,033	2,714
Friesen, Marvin	Building Inspector	81,962	-	81,962	483
Gill, Sukhbinder	Chief Administrative Officer	205,959	117,522	323,481	17,791
Jefferies, Shane	Network Analyst	77,191	531	77,723	1,969
Krause, Alexander	Manager of Planning Services	86,367	42,137	128,504	2,180
Labrie, Dennis	EHS Operations Supervisor	87,302	-	87,302	989
Leite, Andrea	Legislative Coordinator	61,552	23,131	84,683	2,929
Lovin, Deborah	Finance Supervisor	94,035	-	94,035	5,408
Lowenberg, Melissa	Supervisor of Support Services	93,962	4,018	97,980	5,105
Luscombe, Patrick	Chief Building Inspector	92,700	3,553	96,253	2,532
Madden, Sherri-Lyn	Services Coordinator Electoral Areas "A" & "B"	92,152	664	92,817	10,615
Mcneil, Thomas	Manager of Capital Projects and Facilities	107,290	19,333	126,623	2,160
Merrick, Deborah	Head of Community Branches	85,373	-	85,373	986
Moore, Judy	Chief Librarian	131,826	-	131,826	7,639
Nystoruk, Kenneth	Utilities Operator	92,343	-	92,343	4,088
Passmore, John	Building Inspector	81,203	421	81,624	1,933
Peach, Cory	Web/Database Programmer	79,234	-	79,234	59
Rae, Douglas	Director of Finance	145,326	17,642	162,968	6,992
Robinson, Darren	Utilities Operators	85,213	-	85,213	1,698
Rutherford, Melanie	Community Libraries and Outreach Manager	93,062	901	93,964	2,959
Saat, Agnese	Grants Coordinator	71,280	23,957	95,237	406
Sadilkova, Reglna	Director of Development Services	142,326	1,404	143,730	4,406
Scarf, Micheal	GIS Tech	62,657	21,574	84,231	743
Schiller, Margo	Kamloops Libraries Manager	89,524	-	89,524	899
Sell, Debbie	Director of Human Resources	135,836	55,486	191,322	7,183
Stachoski, Dale	Utilities Operator	87,116	-	87,116	2,650

Thompson-Nicola Regional District
 Statement of Financial Information
SCHEDULE OF REMUNERATION: EMPLOYEES
 For the Year Ending December 31, 2017

Employee	Position	Operational Remuneration	Emergency Response Remuneration	Total Remuneration	Expenses
Storie, Ronald	Director of Community Services	115,657	39,579	155,236	3,238
Taylor-Gale, Cheryl	Accounting Technician	64,304	17,484	81,788	935
To, Nga	GIS Coordinator	77,480	10,414	87,893	3,064
Tomlin, Jason	Emergency Services Supervisor	94,786	54,843	149,629	3,116
Troskot, Ratko	Supervisor of IT Services	93,170	3,818	96,988	3,708
Vieira, James	Manager of EHS	102,826	13,911	116,738	1,368
Wallace, Daniel	Planner	76,688	-	76,688	907
Weller, Victoria	Film Commissioner	90,343	-	90,343	8,609
Total Employee Remuneration: Over \$75,000		\$ 3,790,581	\$ 494,144	\$ 4,284,727	\$ 140,579
Total Employee Remuneration: \$75,000 and Under		4,727,497	87,557	4,815,055	63,948
		\$ 8,518,078	\$ 581,701	\$ 9,099,782	\$ 204,527


 Director of Finance

THOMPSON-NICOLA REGIONAL DISTRICT

STATEMENT OF SEVERANCE AGREEMENTS

There were **no** severance agreements under which payment commenced between the Thompson-Nicola Regional District and its non-unionized employees during fiscal year 2017.

Prepared pursuant to the Financial Information Regulation, Schedule 1, subsection 6(8)



Director of Finance

Thompson-Nicola Regional District
Statement of Financial Information
SCHEDULE OF GOODS AND SERVICES
For the Year Ending December 31, 2017

Supplier Name	Amount Paid
Belcorp Environmental Services Inc.	\$ 4,672,970
Eagle Rock Construction Ltd.	1,400,949
Scv Contractors Corporation	1,163,069
Minister Of Finance	776,829
Strata Corporation (KAS2093)	553,703
City Of Kamloops	526,451
Receiver General For Canada	461,383
Municipal Finance Authority	421,232
Groupsource	311,392
BC Hydro	265,905
Town Of Calmar	263,550
BWP Consulting Inc.	244,330
Emterra Environmental	240,123
CDW Canada Inc.	211,848
Intercontinental Truck Body Ltd.	195,875
Regional District Of Central Okanagan	193,517
True Consulting Group	189,290
Sperling Hansen & Associates	182,010
Bert Sauer Trucking Ltd.	179,010
Telus	171,831
Municipal Insurance Association Of BC	170,646
Frazer Excavation Ltd.	162,734
LNB Construction Inc.	144,522
IRL International Truck Centres Ltd.	144,096
R1490 Holdings Ltd DbA King Transport	136,315
United Library Services Inc	129,745
Pacific Blue Cross	128,390
Sinclair Emergency Consulting	127,989
A+L Septic (2014) Ltd.	126,029
Kamloops Communications Inc	122,296
Cunningham Lee	122,143
N & H Contracting Ltd.	109,090
G3 Consulting Ltd.	104,760
Thompson Rivers University	104,383
BC Groundwater Consulting Services Ltd	96,460
Morrow Bioscience Ltd	92,197
CVS Midwest Tapes	90,871
BC Libraries Cooperative	83,831
Baker & Taylor	78,716
Team Equipment Ltd	76,177
Bradner R Farms Ltd	73,862
Securiguard	71,775

Supplier Name	Amount Paid
Blue River Improvement District	70,265
Milliken & Company	70,057
Eurest Services	69,294
Suncor Energy Products Partnership	69,012
Workers' Compensation Board	67,944
Prestige Parcel Pick Up Ltd.	64,070
Spooner Industrial Ltd.	63,425
Esri Canada Limited	62,987
Purity Feed Co. (2003) Ltd.	61,975
Joy Factory Films Inc.	60,714
Raincoast Books	60,655
Sumas Environmental Services Inc.	60,596
Fraser Basin Council Society	59,904
Kamloops Insurance Services	59,279
Alliance Traffic Group	56,959
SLR Consulting (Canada) Ltd.	56,573
Corporate Express	56,402
Lazy Fd Ranches & Hay Sales Ltd.	55,675
Vadim Computer Management Group	54,866
Duka Environmental Services Ltd.	54,244
Stone Canyon Security	52,469
Able Roofing Contractors	51,613
Savona Improvement District	50,990
Advantage Roofing Ltd.	49,744
Western Road Distribution Inc.	49,484
Tarasoff Catherine	49,067
VRK Consulting Inc.	48,322
Nest Timberhome & Design	48,311
Penguin Random House Canada Limited	47,716
Abboud Research Consulting Inc.	46,953
Cleartech Industries Inc.	46,402
Innovative Interfaces Global Limited	46,235
Xerox Canada Ltd.	45,967
Fulton & Company	44,811
Tyand Builders	43,995
Bonter Peter	42,878
Rivermist Excavating Ltd.	42,826
BCCA Program Delivery Inc.	41,234
Kamloops Septic Service Ltd.	41,097
Velo's Aluminum	40,892
Rock Solid Industries	39,704
Rocky Mountain Phoenix	39,520
Well's Gray Service Center	38,134
Urban Systems Ltd.	38,115
Ebsco Canada Ltd	36,691
Hotel Five 540 Forty	36,519
John Harold	35,558
Arborscapes	35,028

Supplier Name	Amount Paid
International Crowd Management Inc.	34,742
Mettler-Toledo Inc.	34,729
Dave Mitchell & Associates	33,600
O'Leary & Associates Ltd.	32,385
Simpcw First Nation	31,750
Telus Mobility Cellular	31,586
Ask Wellness Centre	29,846
Westrek Geotechnical Services	29,601
Village Of Lytton	29,538
Kronebusch Dale	28,563
Behr Welding Service	28,533
Father's Enterprise Ltd.	28,339
Borrow Enterprises Ltd.	27,640
Loon Lake Volunteer Fire Department	27,000
Bohnet Ranches Ltd.	26,996
Taylor's Siding	26,635
Bosa Roofing	26,182
70 Mile House Volunteer Firefighters	26,000
Kamloops This Week	25,941
Henderson Recreation Equipment Ltd.	25,721
KPMG LLP	25,305
Defiance Ent. Inc.	25,279
Wells Gray Outdoor Club	25,000
Total of Accounts Exceeding \$25,000	\$ 18,248,376
Total of Accounts \$25,000 or Less	4,729,401
Total Expenditures for Provision of Goods and Services	<u>\$ 22,977,777</u>
Total of Grants Exceeding \$25,000	\$ 1,221,617
Total of Contributions Exceeding \$25,000	324,938
Total of Grants and Contributions Exceeding \$25,000	<u>\$ 1,546,555</u>



Director of Finance

Thompson-Nicola Regional District
Statement of Financial Information
Payments Reconciliation
For the Year Ending December 31, 2017

Consolidated Financial Statement	34,529,049
Total	34,529,049
Total Fwd:	34,529,049
Contracts Awarded to Director	(14,534)
Electoral Officials Remuneration	(524,660)
Electoral Officials Expenses	(147,961)
Committee Members	(3,300)
Committee Members Expenses	(9,953)
Employee Remuneration	(9,099,782)
Employee Expenses	(204,527)
Adjusted Total	24,524,332
Goods > \$25,000	(18,248,376)
Goods < \$25,000	(4,729,401)
Grants > \$25,000	(1,221,617)
Contributions > \$25,000	(324,938)
Variance	-



Director of Finance

Thompson-Nicola Regional District
Statement of Financial Information
SCHEDULE OF GUARANTEE & INDEMNITY AGREEMENTS
For the Year Ending December 31, 2017

Nil



Director of Finance